



Keysight Technologies

Using Oscilloscope Segmented Memory for Serial Bus Applications

Application Note



Unlocking Measurement Insights



Introduction

If the signals that you need to capture on an oscilloscope have relatively long idle times between low duty cycle pulses or bursts of signal activity, such as packetized serial data, then using a scope with segmented memory acquisition can effectively extend the amount of time and the number of serial packets that can be captured at a higher sample rate.

All oscilloscopes have a limited amount of acquisition memory. And you should be aware that a scope's memory depth determines the amount of waveform time and the number of serial packets the scope can capture at a particular sample rate. Although you can easily set a scope's timebase to a very slow time/div setting in order to capture very long time-spans and lots of serial packets, scopes will automatically reduce their sample rates once the maximum time-span at the scope's maximum sample rate has been exceeded. When a scope's sample rate is reduced, it can no longer provide precision horizontal and vertical waveform detail (based on the scope's specified bandwidth and maximum sample rate).

In the case of the Keysight Technologies, Inc. InfiniiVision 3000 and 4000 X-Series scopes, the maximum memory depth is 4 M points and the maximum sample rate is 5 GSa/s. This means that the maximum amount of continuous time that the scope can capture while still sampling at the scope's maximum sample rate of 5 GSa/s is 800 μ s (Acquisition time = memory depth/sample rate). Since the Keysight 2000 X-Series has a maximum memory depth of 1 M points, this scope is limited to capturing a maximum time-span of 500 μ s while sampling at its maximum sample rate of 2 GSa/s.

Figure 1 shows an example where just three narrow pulses can be captured at the scope's maximum sample rate. But what if you needed to capture and compare 100 consecutive pulses or bursts of signal activity... or perhaps even 1,000 consecutive pulses or serial packets?

If you need to capture a longer time-span and more serial packets while still digitizing at a high sample rate, then one option is to simply purchase an oscilloscope with deeper memory. Unfortunately, purchasing a scope with gigabytes of acquisition memory can be a costly option. But if the signals that you need to capture exhibit long signal dead-times between important waveform segments, such as low duty cycle pulses or bursts of serial data packets, then using a scope with segmented memory acquisition can be a more economical solution.

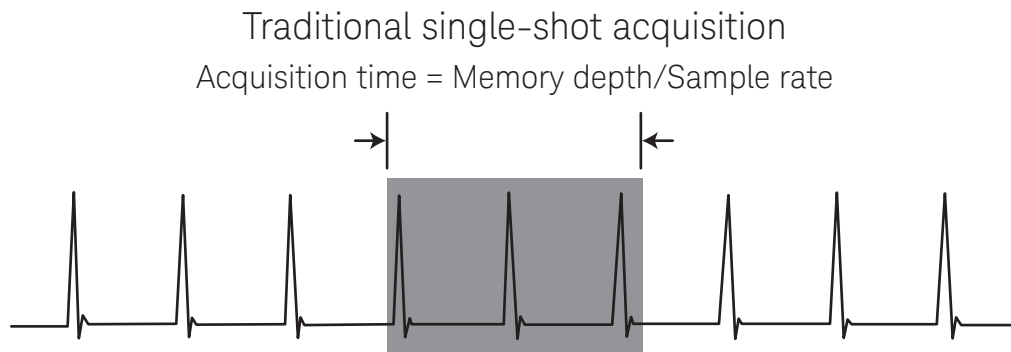


Figure 1. Continuous acquisition time is a function of a scope's memory depth and sample rate.

Segmented memory acquisition can effectively extend the scope's total acquisition time by dividing the scope's available acquisition memory into smaller memory segments. The scope then selectively digitizes just the important portions of the waveform under test at a high sample rate as illustrated in Figure 2. This enables your scope to capture many successive single-shot waveforms with a very fast re-arm time—without missing important signal information.

Segmented memory acquisition

Selectively captures more waveform data using the same amount of acquisition memory

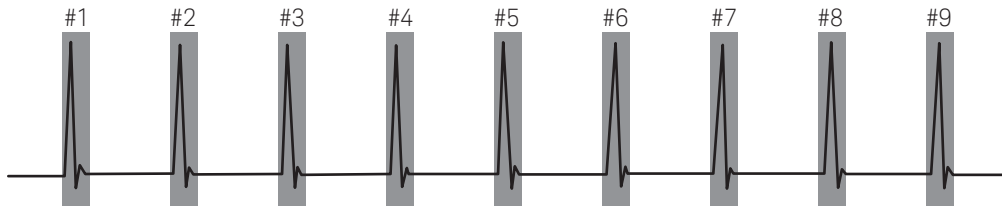


Figure 2. Segmented memory optimizes capture time by dividing the scope's available acquisition memory into smaller segments.

After a segmented memory acquisition is performed, you can then easily view all captured waveforms overlaid in an infinite-persistence display, as well as quickly scroll through each individual waveform segment. And in the case of serial bus applications, the scope also automatically provides protocol decode of each captured packet/segment. Although most of the signal dead/idle-time between each segment is not captured, the scope provides a time-tag for each segment so that you know the precise time between each pulse, each burst, or each serial packet captured.

Common measurement applications for this type of oscilloscope acquisition include high energy physics measurements, laser pulse measurements, radar burst measurements, and packetized serial bus measurements. We will first show a more traditional example of using segmented memory acquisition to capture a series of very low duty cycle laser pulses. We will then show an example of what should be considered a more common—but less understood—segmented memory acquisition application of capturing consecutive and selective packets of serial bus activity.

Traditional Segmented Memory Applications

One of the more traditional applications for segmented memory acquisition in an oscilloscope is to capture electrical pulses generated by high energy physics (HEP) experiments, such as capturing and analyzing laser pulses.

Figure 3 shows a segmented memory acquisition of 1000 consecutive laser pulses with an approximate pulse width of 15 ns and a pulse separation time of approximately 13 μ s. All 1000 captured pulses are displayed in infinite-persistence, while the current selected segment is shown in the channel's assigned color (yellow for Channel 1).

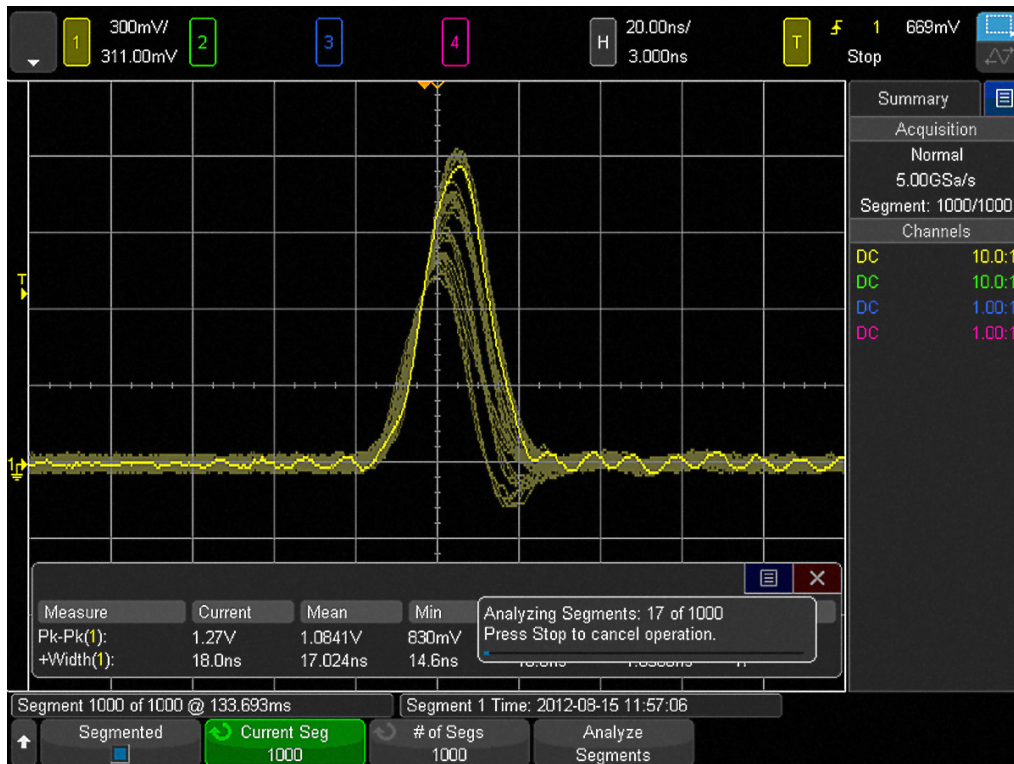


Figure 3. Segmented memory acquisition captures 1000 consecutive laser pulses for analysis.

In addition to being able to view all captured pulses in an infinite-persisted display, you can also view each individual captured pulse for more detailed post-analysis.

Note that the 1000th captured pulse occurred exactly 133.693 ms after the 1st captured pulse as indicated by the segment time-tag shown in the lower left-hand region of the scope's display. With the scope sampling at 5 GSa/s, capturing this amount of time would have required over 600 M points of conventional acquisition memory. But if these laser pulses were separated by 10 ms, then the amount of conventional acquisition memory to capture 10 seconds of continuous acquisition time (1000 x 10 ms = 10 sec) would be more than 50 G points. Unfortunately, there are no oscilloscopes on the market today that have this much acquisition memory. And if you could find one, beware of the price tag! But since segmented memory only captures a small and selective segment of time around each pulse, while shutting down the scope's digitizers during signal idle time, the Keysight InfiniiVision scopes can easily capture this much information using their available acquisition memory, and at a much more reasonable price-point.

Another similar high energy physics application involves the measurement of energy and pulse shapes of signals generated from sub-atomic particles flying around an accelerator ring (particle physics). Assuming that sub-atomic particles have been slung around a 3 km accelerator ring at a speed approaching the speed of light (299,792,458 m/s), electrical pulses generated at a single detector at one location along the 3 km ring would occur approximately every 10 μ s. With segmented memory acquisition, successive pulses generated by the sub-atomic particles could be easily captured, compared, and analyzed with precise time-tagging.

Packetized Serial Bus Applications

Although perhaps not considered before, packetized serial bus measurements are another application area where segmented memory acquisition can optimize the number of serial packets/frames that can be captured consecutively by selectively ignoring (not digitizing) unimportant idle time between packets. Segmented memory can also be used to capture just selected packet/frames with a particular ID or address, and ignore all other packets and signal idle time. Common serial buses where segmented memory can be used to optimize the number of packets/frames that can be captured include I2C, SPI, RS-232/UART, USB, CAN, CAN FD, LIN, FlexRay, SENT, I²S, ARINC 429 and MIL-STD 1553.

To illustrate how segmented memory acquisition can enhance serial bus measurements, we will examine an automotive CAN bus measurement application on a Keysight InfiniiVision 4000 X-Series oscilloscope. But remember that the concepts presented in this particular CAN bus application can be applied to other serial bus protocol applications, such as I²C, SPI, UART, etc.

Figure 4 shows a CAN bus measurement with the scope setup to trigger on every start-of-frame (SOF) condition. Using this triggering condition with the segmented memory acquisition mode turned on, the scope easily captures 1,000 consecutive CAN frames for a total acquisition time of 2.385 seconds. After acquiring the 1,000 segments/CAN frames, we can then easily scroll through all frames individually to look for any anomalies or errors. In addition, we can easily make latency timing measurements between frames using the segmented memory's time-tagging.

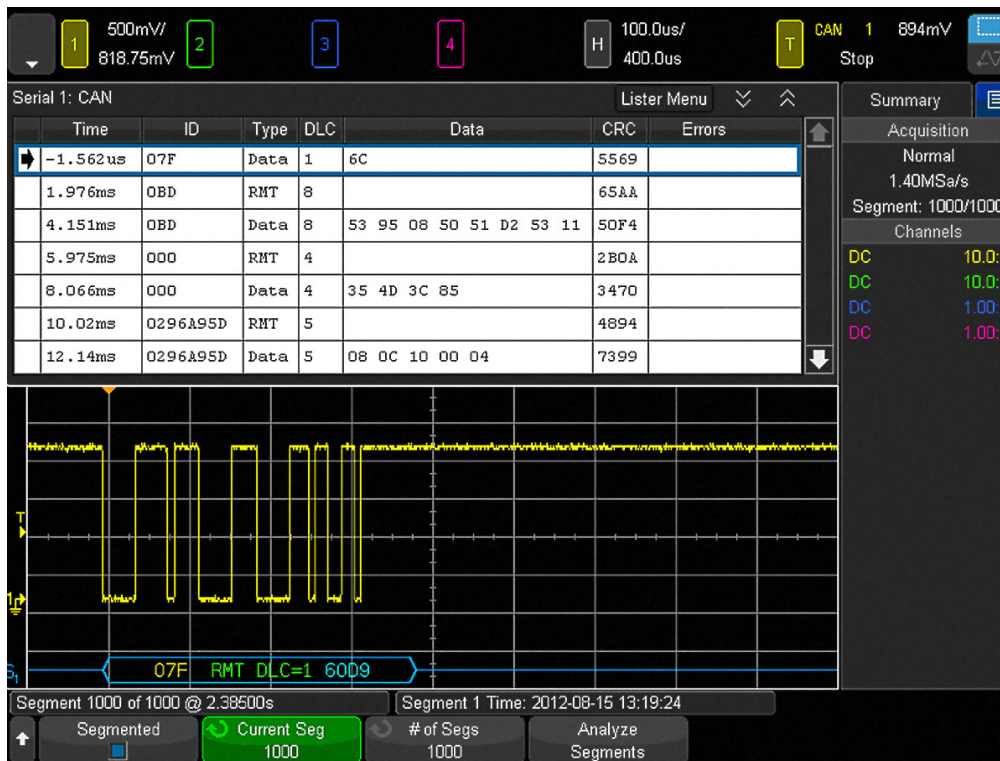


Figure 4. Capturing 1,000 consecutive decoded CAN frames using segmented memory on a Keysight InfiniiVision X-Series oscilloscope.

Packetized Serial Bus Applications (Continued)

After capturing 1,000 consecutive CAN frames based on a start-of-frame (SOF) triggering condition, perhaps we notice something peculiar about one specific frame ID, such as data frame 07F, and we now want to further analyze our CAN serial bus activity, but only when data frame 07F is generated. We can change the scope's trigger condition from triggering on SOF (all frames) to trigger on ID: 07F in order to selectively capture 1,000 consecutive occurrences of just frame ID: 07F as shown in Figure 5. In this example, the scope captured a time span of nearly 20 seconds. Notice in the scope's protocol lister/table display, each captured frame has the same frame ID: 07F. Also notice that the scope captured an error frame (highlighted in red) during segment 996, which occurred 19.02 seconds after the first captured frame/segment.

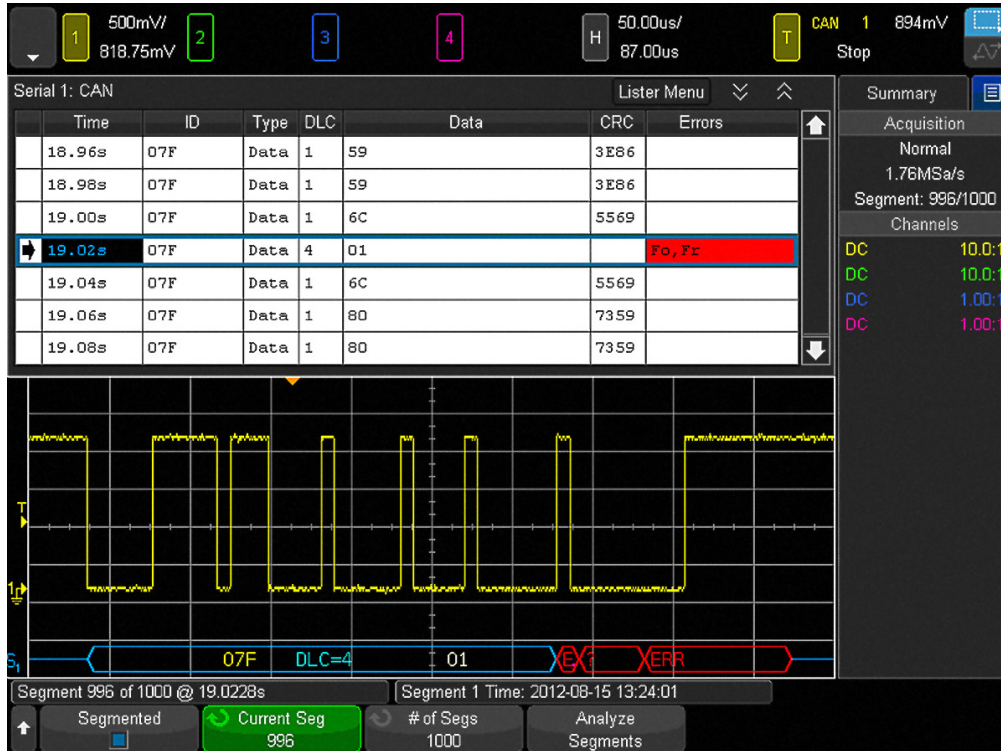


Figure 5. Capturing 1000 consecutive occurrences of just data frame ID: 07F.

Packetized Serial Bus Applications (Continued)

The next step in this CAN serial bus debug process while using segmented memory acquisition might be to then setup the scope to selectively capture consecutive occurrences of all flagged error frames, regardless of the frame ID. To do this we would change the scope's trigger condition from triggering on data frame ID: 07F to trigger on error frames. But since error frames occur very infrequently, we will change the number of segments to capture from 1,000 segments to just 100 segments.

In Figure 6 we can see that the scope captured 100 consecutive CAN error frames over an approximate 12.5 second time-span. We can see from the protocol lister that error frames appear to be occurring during just frame IDs 07F, 0BD, 000. Also notice that segment 98, which is frame ID: 07F and is shown in the zoomed waveform display, contains a narrow glitch near the end of the frame. Perhaps this glitch is the culprit that is causing error frames to sometimes occur during frame ID: 07F.

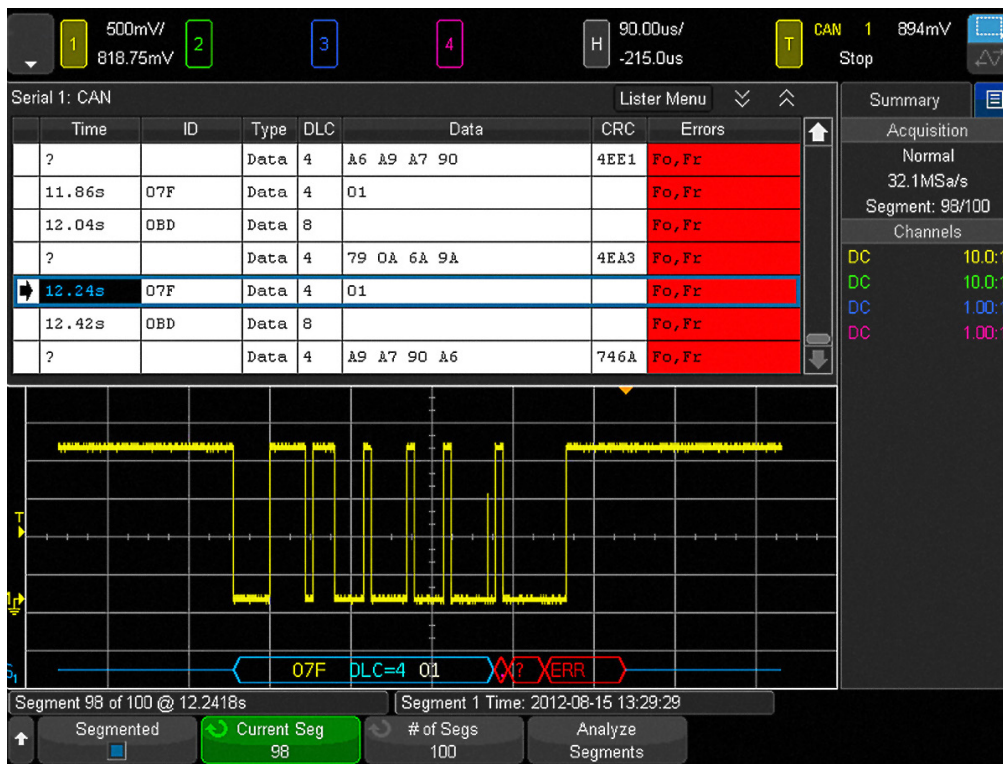


Figure 6. Capturing 100 consecutive occurrences of CAN error frames reveals a glitch in frame ID: 07F

Summary


Segmented memory acquisition should no longer be considered a special oscilloscope function relegated to special applications such as high energy physics experiments. Segmented memory acquisition is now available in many of today's digital storage oscilloscopes. Segmented memory acquisition optimizes a scope's available acquisition memory to effectively extend the time-span that the scope can capture in a single-shot. And when combined with serial bus protocol decoding and triggering, this acquisition mode can be used to more effectively debug your serial bus application.

Related literature

Publication title	Publication number
<i>InfiniiVision 6000 X-Series Oscilloscopes - Data Sheet</i>	5991-4087EN
<i>InfiniiVision 4000 X-Series Oscilloscopes - Data Sheet</i>	5991-1103EN
<i>InfiniiVision 3000T X-Series Oscilloscopes - Data Sheet</i>	5992-0140EN
<i>InfiniiVision 2000 X-Series Oscilloscopes - Data Sheet</i>	5990-6618EN
<i>InfiniiVision 1000 X-Series Oscilloscopes - Data Sheet</i>	5992-1965EN
<i>Segmented Memory Acquisition for InfiniiVision Series Oscilloscopes - Data Sheet</i>	5989-7833EN
<i>Oscilloscope Memory Architectures - Why All Acquisition Memory is Not Created Equal - Application Note</i>	5991-1024EN

Product web site

For the most up-to-date and complete application and product information on Keysight's InfiniiVision series oscilloscopes, please visit our product Web site at: www.keysight.com/find/InfiniiVision.



Keysight Oscilloscopes

Multiple form factors from 20 MHz to > 90 GHz | Industry leading specs | Powerful applications



www.axistandard.org

AdvancedTCA® Extensions for Instrumentation and Test (AXIe) is an open standard that extends the AdvancedTCA for general purpose and semiconductor test. The business that became Keysight was a founding member of the AXIe consortium. ATCA®, AdvancedTCA®, and the ATCA logo are registered US trademarks of the PCI Industrial Computer Manufacturers Group.



www.lxistandard.org

LAN eXtensions for Instruments puts the power of Ethernet and the Web inside your test systems. The business that became Keysight was a founding member of the LXI consortium.



www.pxisa.org

PCI eXtensions for Instrumentation (PXI) modular instrumentation delivers a rugged, PC-based high-performance measurement and automation system.

Evolving Since 1939

Our unique combination of hardware, software, services, and people can help you reach your next breakthrough. We are unlocking the future of technology.

From Hewlett-Packard to Agilent to Keysight.



For more information on Keysight Technologies' products, applications or services, please contact your local Keysight office. The complete list is available at:

www.keysight.com/find/contactus

Americas

Canada	(877) 894 4414
Brazil	55 11 3351 7010
Mexico	001 800 254 2440
United States	(800) 829 4444

Asia Pacific

Australia	1 800 629 485
China	800 810 0189
Hong Kong	800 938 693
India	1 800 11 2626
Japan	0120 (421) 345
Korea	080 769 0800
Malaysia	1 800 888 848
Singapore	1 800 375 8100
Taiwan	0800 047 866
Other AP Countries	(65) 6375 8100

Europe & Middle East

Austria	0800 001122
Belgium	0800 58580
Finland	0800 523252
France	0805 980333
Germany	0800 6270999
Ireland	1800 832700
Israel	1 809 343051
Italy	800 599100
Luxembourg	+32 800 58580
Netherlands	0800 0233200
Russia	8800 5009286
Spain	800 000154
Sweden	0200 882255
Switzerland	0800 805353
	Opt. 1 (DE)
	Opt. 2 (FR)
	Opt. 3 (IT)
United Kingdom	0800 0260637

For other unlisted countries:

www.keysight.com/find/contactus
(BP-9-7-17)

DEKRA Certified
ISO 9001 Quality Management System

www.keysight.com/go/quality
Keysight Technologies, Inc.
DEKRA Certified ISO 9001:2015
Quality Management System

myKeysight

myKeysight

www.keysight.com/find/mykeysight

A personalized view into the information most relevant to you.

http://www.keysight.com/find/emt_product_registration

Register your products to get up-to-date product information and find warranty information.

KEYSIGHT SERVICES

Accelerate Technology Adoption.
Lower costs.

Keysight Services

www.keysight.com/find/service

Keysight Services can help from acquisition to renewal across your instrument's lifecycle. Our comprehensive service offerings—one-stop calibration, repair, asset management, technology refresh, consulting, training and more—helps you improve product quality and lower costs.



Keysight Assurance Plans

www.keysight.com/find/AssurancePlans

Up to ten years of protection and no budgetary surprises to ensure your instruments are operating to specification, so you can rely on accurate measurements.

Keysight Channel Partners

www.keysight.com/find/channelpartners

Get the best of both worlds: Keysight's measurement expertise and product breadth, combined with channel partner convenience.

www.keysight.com/find/infiniivision



Unlocking Measurement Insights

This information is subject to change without notice.
© Keysight Technologies, 2017
Published in USA, December 1, 2017
5990-5817EN
www.keysight.com