

Keysight Technologies

Migrating the E3631A to the Next-Generation E36300 Series Power Supplies

Application Note



Unlocking Measurement Insights

Overview

Keysight Technologies, Inc. released the new E36300 Series power supplies as a compatible replacement for the E3631A. You now have a choice of three models E36311A, E36312A and E36313A depending on your power supply requirements. This application note provides a comparison between the new E36300 Series versus the E3631A.

Features and Specifications

The new E36300 Series power supplies has a 4.3-inch LCD color display and color-coded channels. The color display and color-coded channels provides you with an easy-to-read display.

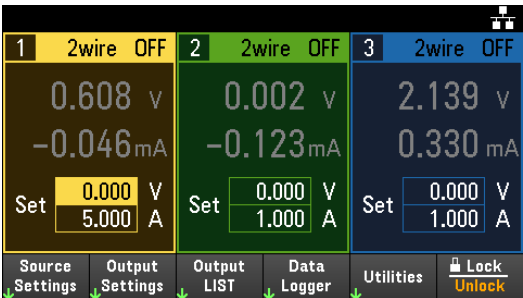


Figure 1a. In normal view, all three channel settings display simultaneously the measurement values.

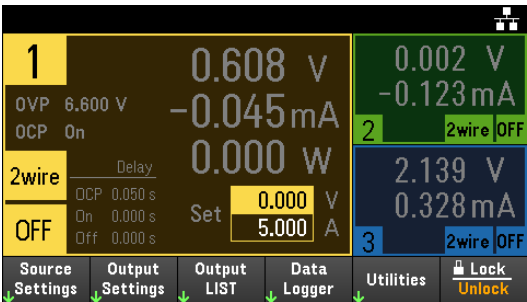


Figure 1b. In meter view, the E36300 Series displays an enlarged view of the selected channel with a lot more details, including the measured power, OVP/OCP condition and delays. The other two channels display the measured voltage/current.



Figure 2. The E3631A only displays one channel setting (current and voltage) at one time.

E3631A and E36300 Series power supplies has the three channels output at the front panel; however, the E36312A and E36313A has an additional three channels output at the rear panel. This feature provides you the flexibility to choose either front or rear panel output to fit your application requirements.

Both power supplies also have a different connectivity interface. By default, E3631A built with RS-232 and GPIB; while E36300 Series is built with a USB interface. The default LAN port is available for E36312A and E36313A. The GPIB connectivity interface is an optional and a user installable for E36312A and E36313A. You can place an order anytime when the GPIB connectivity interface becomes necessary for your applications.

In addition, the E36312A and E36313A are built in with the front panel USB port which enables data logging and allows you to transfer or store the data from instrument to the USB easily and quickly. You also can save the captured screen to either a bitmap(*.bmp) or portable network graphics(*.png) file. The logged data can also be exported to a CSV file for use in reports.

Furthermore, it also built with the Kensington lock slot which secure your power supply and prevents theft or misplacement. A banana binding post is a standard default option. For extra safety, you may choose the recessed binding post which allows complete insulation of front panel connections.

Table 1. Comparison of the E3631A and E36300 Series power supplies

Attributes	Current Power Supply		New Power Supplies	
	E3631A	E36311A	E36312A	E36313A
Display	Fluorescent		4.3-inch LCD color	
Color-coded channels	Not applicable		Yes	
Individual knobs for voltage and current	Not applicable		Yes	
Kensington lock slot	Not applicable		Yes	
RS-232	Yes		Not applicable	
USB port for communication	Not applicable		Yes	
LAN (LXI)	Not applicable	Not applicable	Yes	Yes
3 channels output at front and rear panel	No (Only front)	No (Only front)	Yes	Yes
GPIB	Yes	Not applicable	Yes, optional	Yes, optional
Digital I/O port	Not applicable	Not applicable	Yes	Yes
USB port for data logging/data storage	Not applicable	Not applicable	Yes	Yes
Rear earth ground reference	Not applicable	Not applicable	Yes	Yes
Recessed binding post	Not applicable	Yes, pre-order	Yes, pre-order	Yes, pre-order

Both power supplies have the same height, width and it is compliance to the standard rack system. You can replace your existing E3631A with E36300 Series power supplies, or mount the E36300 Series power supplies on a standard test rack system with optional rackmount kits.

Table 2. Dimension for E3631A and E36300 Series power supplies

	E3631A	E36311A	E36312A	E36313A
Height (mm)	133	133	133	133
Width (mm)	213	213	213	213
Depth (mm)	348	364	367	367

E3631A front panel view



E3631A rear panel view




E36300 Series power supplies front panel view



3 models E36311A, E36312A and E36313A

E36311A rear panel view



E36312A/3A rear panel view

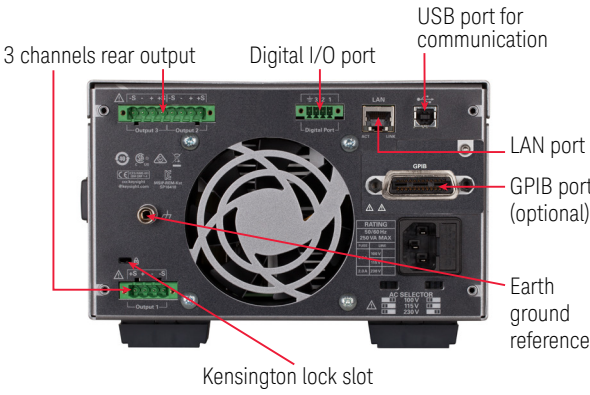


Figure 3. Physical appearance

Performance specifications and enhancements on E36300A Series power supplies

Table 3 provides a comparison of specifications between these power supplies so you can easily determine which device best fits your requirements.

The new E36300A Series power supplies has improved voltage, current programming and readback accuracy functionality which can easily provide you with a precise reading for clean voltage and current.

Table 3. Comparison of performance specifications

	E3631A			E36311A			E36312A			E36313A			
Performance Specifications													
Power Output	80W			80W			80W			160W			
DC output	1	2	3	1	2	3	1	2	3	1	2	2	
Rating (0 to 40 °C)	0 to +6 V	0 to +25 V	0 to -25 V	0 to +6 V	0 to +25 V	0 to -25 V	0 to +6 V	0 to 25 V	0 to 25 V	0 to +6 V	0 to 25 V	0 to 25 V	
	0 to 5 A	0 to 1 A	0 to 1 A	0 to 5 A	0 to 1 A	0 to 1 A	0 to 5 A	0 to 1 A	0 to 1 A	0 to 10 A	0 to 2 A	0 to 2 A	
Load regulation ± (% of output + offset)													
Voltage	<0.01% +2 mV									<0.01% +4 mV			
Current	<0.01% +250 uA									<0.01% +500 uA			
Line regulation ± (% of output + offset)													
Voltage	<0.01% +2 mV			<0.01% +1 mV									
Current	<0.01% +250 uA									<0.01% +500 uA			
Output Ripple and noise (20 Hz to 20 MHz)													
Normal Mode Voltage	<350 uVrms/2 mVpp									< 1 mVrms/5 mVpp			
Accuracy(1) 12 months (25 °C + 5 °C)													
Programming accuracy ± (% of output + offset)													
Voltage	0.1%+ 5 mV	0.05%+20 mV		0.1%+ 5 mV	0.05%+20 mV		0.03%+ 2 mV	0.03%+5 mV		0.03%+3 mV	0.03%+5 mV		
Current	0.2%+ 10mA	0.15%+4mA		0.1%+ 10 mA	0.1%+4 mA		0.04%+3 mA	0.04%+2 mA		0.05%+4 mA	0.04%+3 mA		
Readback(2) accuracy ± (% of output + offset)													
Voltage	0.1%+ 5 mV	0.05%+10 mV		0.1%+ 5 mV	0.05%+10 mV		0.04%+ 2 mV	0.04%+5 mV		0.04%+3 mV	0.03%+5 mV		
Current	0.2%+ 10 mA	0.15%+4 mA		0.1%+ 10 mA	0.1%+4 mA		0.04%+3 mA		0.05%+5 mA		0.04%+3 mA		
Load transient recovery time													
(Time to recover to within the settling band following a load change from 50% to 100% and from 100% to 50% of full load)													
Voltage settling band	15 mV									30 mV		15 mV	
Time	< 50 uS												

New Features on E36300 Series Power Supplies

Protection functions

Each output channels for the E36300 Series power supplies is built with the protection with Over Voltage Protection (OVP), Over Current Protection (OCP), and Over Temperature Protection (OTP). These protection functions will prevent the fault occurs on the output and damage the DUT.

E3631A mode

The E3631A mode is a feature in the new E36300 Series power supplies which allows you to use the programming codes that you have created in the previous applications in the old E3631A power supply model.

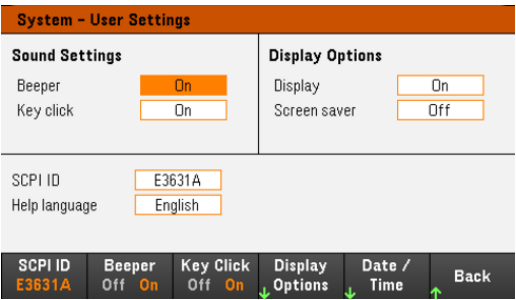


Figure 4. In E3631A mode, E36300 Series power supplies will have a compatible mode for the E3631A programming code.

BenchVue Software

The E36300A Series is supported by BenchVue software. The software for the PC makes it simple to connect, record and achieve results across multiple instruments with no programming knowledge. The software enables you to:

- Configure the commonly used controls and measurement from instruments
- Visualize the outputs of multiple power supplies simultaneously
- Log data, capture screen shots, and save a system state
- Recall a past state of your bench to replicate results
- Export measurement data in desired format fast
- Monitor and control your bench from mobile devices
- Quickly access manuals, drivers, FAQs and videos



Figure 5. BenchVue software for your E36300 Series power supplies.

Digital Port for the E36312A and E36313A

The E36312A and E36313A have digital I/O port on the rear panel. The digital port consists of four I/O pins to access the various control functions.

- Bi-directional digital I/O
You can configure the three I/O pins for general purpose bi-directional digital inputs and outputs. The digital I/O can be used to control both relay circuits as well as digital interface circuits.
- Digital input
You can configure the three I/O pins as digital input only.
- Fault/inhibit system protection
This feature can protect your device under test by accepts a TTL feedback signal from your test system or device under test to disable the output.
- Trigger input/output
You can use any of the digital control pins as a trigger input/output and all pins are referenced to the signal common pin.

For the trigger input pin, you can apply either a negative-going or positive-going pulse to trigger the instrument. You can configure the data logger and the output list to be triggered by external trigger signals. Simply select DIO Trigger In as the trigger source when configuring the data logger and output list. This will enable input trigger signals on the configured digital pins. A trigger is generated when an external signal that meets the signal criteria is applied to any configured trigger input pin.

For trigger output pin, a 10-microsecond trigger pulse will be generated when a triggered event has occurred on the instrument. Trigger out signals can be generated when configuring the voltage and current in the output List. If you set the trigger source to DIO Trigger In when configuring the Output List an output trigger signal will be generated on the configured digital pin.

- Output couple controls
You can use digital control pins one through three for this function. You can synchronize the output on/off sequence across units when you connect multiple E36300A Series power supplies together.

Auto Series/parallel mode for the E36312A and E36313A

Channels 2 and 3 for the E36312A and E36313A can be set to series or parallel mode to double the output voltage (up to 50 volts) or current (up to 4 amps for E36313A) respectively just with a button setting. The setting is performed through the front panel display with graphical user interface instructions. It helps you save the time as no external wiring between channels is required for the connection.

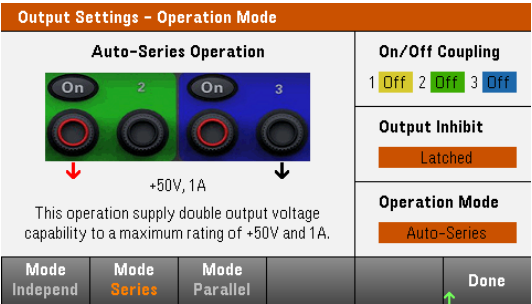


Figure 8. Auto-Series operation to double the output voltage to 50 V.

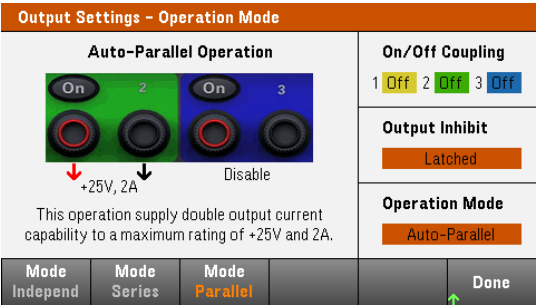


Figure 9. Auto-parallel operation to double the output current to 2 A. Electrically isolated outputs for the E36312A and E36313A
The three outputs for the E36312A/E36313A are electrically isolated from each other and from ground. This feature helps to minimize the interference between circuits-under-test.

H3 Remote control through web browser for the E36312A and E36313A
With the E36312A and E36313A you can control and monitor the instrument via LAN with a simulated front panel with the instrument's web interface.

Figure 9. You can use control your E36300 Series power supplies anywhere using LAN via a web browser

Needs a short/brief summary as a wrap up.

Example of SA:

The E36300 Series power supplies is a compatible replacement for the E3631A with significant performance enhancements and new features. You can migrate from E3631A to the E36300 series easily because all the functionality in the E3631A is identical in the E36300. Furthermore, you will benefit from the easy-to-use enhancements and new features by switching to the new E36300 series power supplies.

Electrically isolated outputs for the E36312A and E36313A

The three outputs for the E36312A/E36313A are electrically isolated from each other and from ground. This feature helps to minimize the interference between circuits-under-test.

Remote control through web browser for the E36312A and E36313A

With the E36312A and E36313A you can control and monitor the instrument via LAN with a simulated front panel with the instrument's web interface.



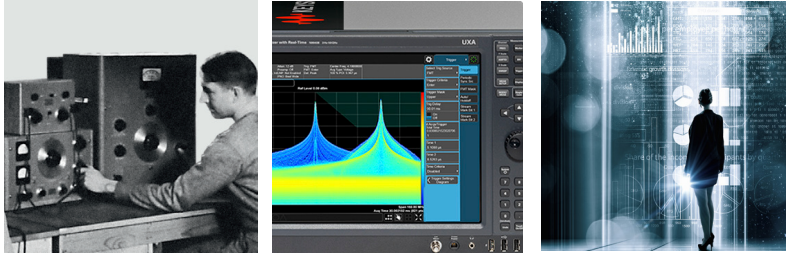
Figure 10. You can use control your E36300 Series power supplies anywhere using LAN via a web browser

The E36300 Series power supplies is a compatible replacement for the E3631A with significant performance enhancements and new features. You can migrate from E3631A to the E36300 series easily because all the functionality in the E3631A is identical in the E36300. Furthermore, you will benefit from the easy-to-use enhancements and new features by switching to the new E36300 series power supplies.

Evolving Since 1939

Our unique combination of hardware, software, services, and people can help you reach your next breakthrough. We are unlocking the future of technology.

From Hewlett-Packard to Agilent to Keysight.



myKeysight

myKeysight

www.keysight.com/find/mykeysight

A personalized view into the information most relevant to you.

www.keysight.com/find/emt_product_registration

Register your products to get up-to-date product information and find warranty information.

KEYSIGHT SERVICES

Accelerate Technology Adoption.
Lower costs.

Keysight Services

www.keysight.com/find/service

Keysight Services can help from acquisition to renewal across your instrument's lifecycle. Our comprehensive service offerings—one-stop calibration, repair, asset management, technology refresh, consulting, training and more—helps you improve product quality and lower costs.



Keysight Assurance Plans

www.keysight.com/find/AssurancePlans

Up to ten years of protection and no budgetary surprises to ensure your instruments are operating to specification, so you can rely on accurate measurements.

Keysight Channel Partners

www.keysight.com/find/channelpartners

Get the best of both worlds: Keysight's measurement expertise and product breadth, combined with channel partner convenience.

www.keysight.com/find/e36300
www.keysight.com/find/e36311a
www.keysight.com/find/e36312a
www.keysight.com/find/e36313a

For more information on Keysight Technologies' products, applications or services, please contact your local Keysight office. The complete list is available at:

www.keysight.com/find/contactus

Americas

Canada	(877) 894 4414
Brazil	55 11 3351 7010
Mexico	001 800 254 2440
United States	(800) 829 4444

Asia Pacific

Australia	1 800 629 485
China	800 810 0189
Hong Kong	800 938 693
India	1 800 11 2626
Japan	0120 (421) 345
Korea	080 769 0800
Malaysia	1 800 888 848
Singapore	1 800 375 8100
Taiwan	0800 047 866
Other AP Countries	(65) 6375 8100

Europe & Middle East

Austria	0800 001122
Belgium	0800 58580
Finland	0800 523252
France	0805 980333
Germany	0800 6270999
Ireland	1800 832700
Israel	1 809 343051
Italy	800 599100
Luxembourg	+32 800 58580
Netherlands	0800 0233200
Russia	8800 5009286
Spain	800 000154
Sweden	0200 882255
Switzerland	0800 805353
	Opt. 1 (DE)
	Opt. 2 (FR)
	Opt. 3 (IT)
United Kingdom	0800 0260637

For other unlisted countries:

www.keysight.com/find/contactus
 (BP-9-7-17)

DEKRA Certified
 ISO 9001 Quality Management System

www.keysight.com/go/quality
 Keysight Technologies, Inc.
 DEKRA Certified ISO 9001:2015
 Quality Management System



Unlocking Measurement Insights

This information is subject to change without notice.
 © Keysight Technologies, 2017
 Published in USA, December 1, 2017
 5992-2381EN
www.keysight.com